

## Floor Plan - Main Floor

14831 Drafthorse Ln, Wellington, FL, US

Do not scale drawings. Contractors must check and verify all dimensions. All room dimensions and floor areas must be considered approximate and are subject to independent verification. All documents remain the property of Planitar Inc. Unauthorized use, modifications, and/or reproduction of these documents is prohibited without written permission. The material contained herein reflects Planitar Inc.'s best judgement in light of the information available at the time of preparation. Any use which a third party makes of the document, or any reliance on or decisions to be made based on them are the responsibility of such third parties. Planitar Inc. accepts no responsibility for damages, if any, suffered by any third party as a result of decisions made or actions based on the documents.



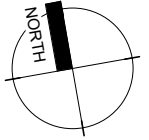
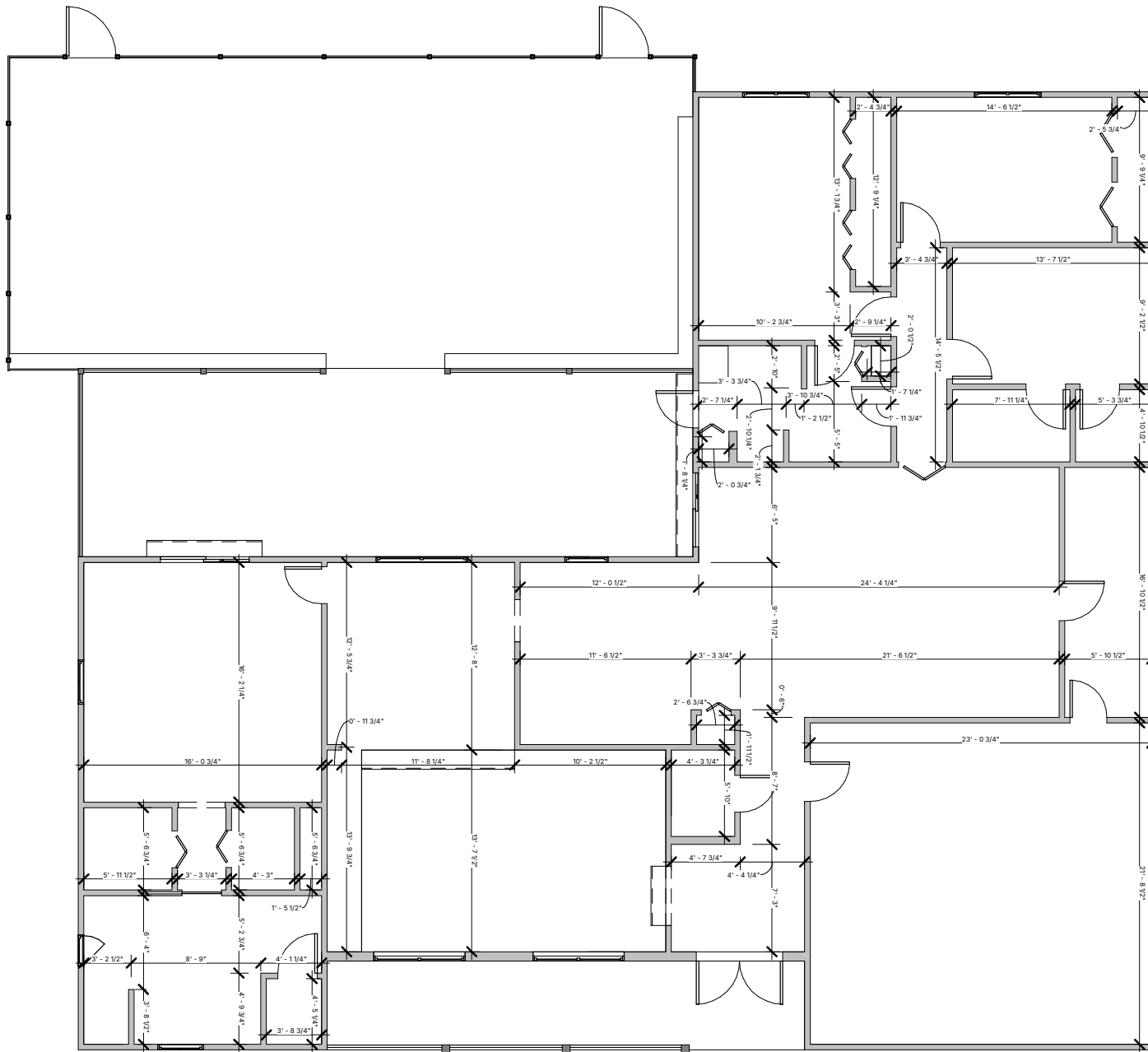
[Click here](#)  
Scan to view 3D  
walkthrough

iGUIDE®

Date: 2025-06-25

Scale: 3/32" = 1'-0"

A100



## Dimension Plan - Main Floor

14831 Drafhorse Ln, Wellington, FL, US

Do not scale drawings. Contractors must check and verify all dimensions. All room dimensions and floor areas must be considered approximate and are subject to independent verification. All documents remain the property of Planitar Inc. Unauthorized use, modifications, and/or reproduction of these documents is prohibited without written permission. The material contained herein reflects Planitar Inc.'s best judgement in light of the information available at the time of preparation. Any use which a third party makes of the document, or any reliance on or decisions to be made based on them are the responsibility of such third parties. Planitar Inc. accepts no responsibility for damages, if any, suffered by any third party as a result of decisions made or actions based on the documents.



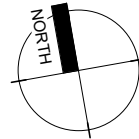
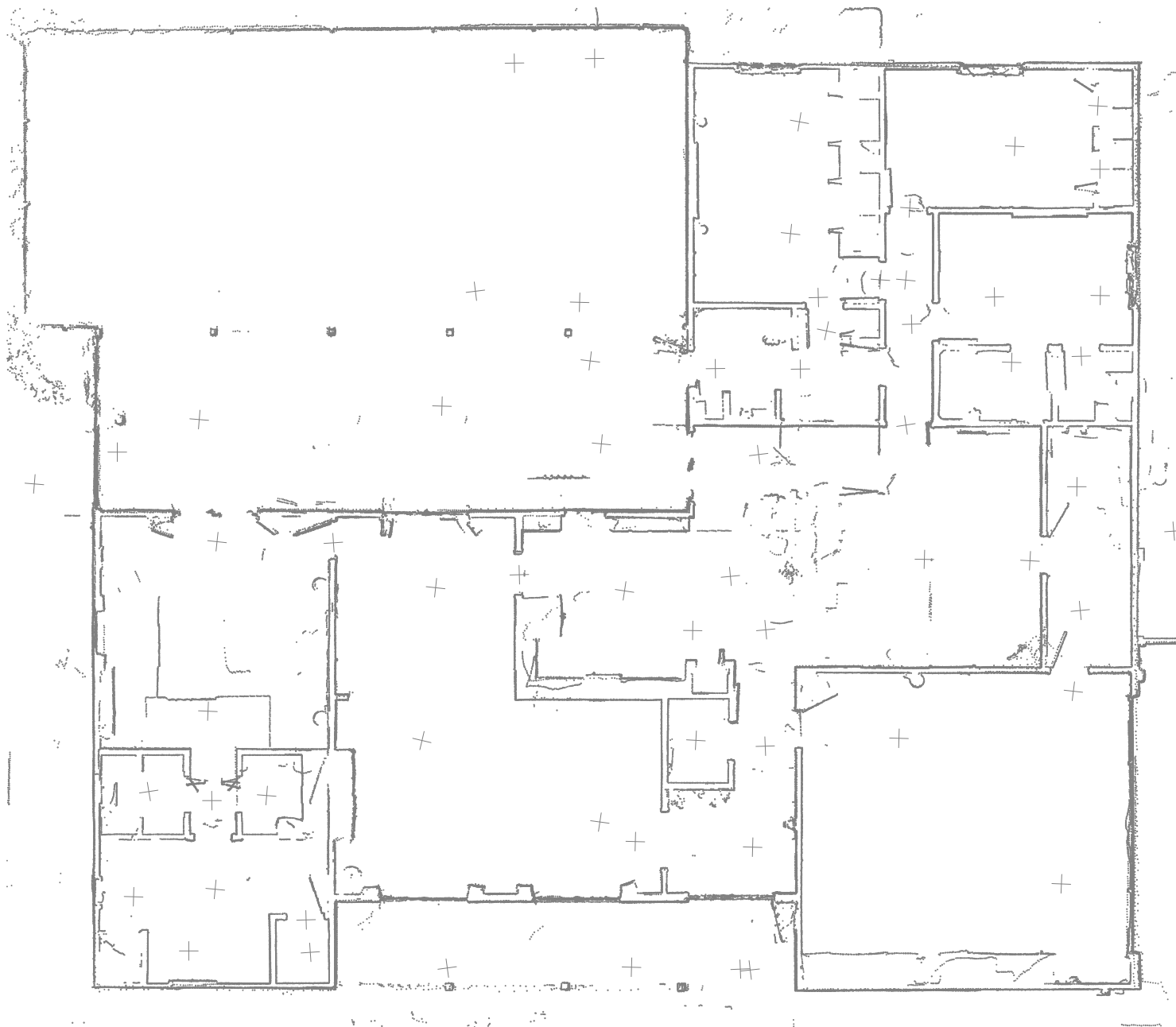
[Click here](#)  
Scan to view 3D  
walkthrough

iGUIDE®

Date: 2025-06-25

Scale: 3/32" = 1'-0"

A100.1



## Point Cloud -Main Floor

14831 Drafhorse Ln, Wellington, FL, US

Do not scale drawings. Contractors must check and verify all dimensions. All room dimensions and floor areas must be considered approximate and are subject to independent verification. All documents remain the property of Planitar Inc. Unauthorized use, modifications, and/or reproduction of these documents is prohibited without written permission. The material contained herein reflects Planitar Inc.'s best judgement in light of the information available at the time of preparation. Any use which a third party makes of the document, or any reliance on or decisions to be made based on them are the responsibility of such third parties. Planitar Inc. accepts no responsibility for damages, if any, suffered by any third party as a result of decisions made or actions based on the documents.



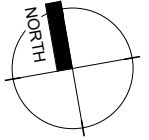
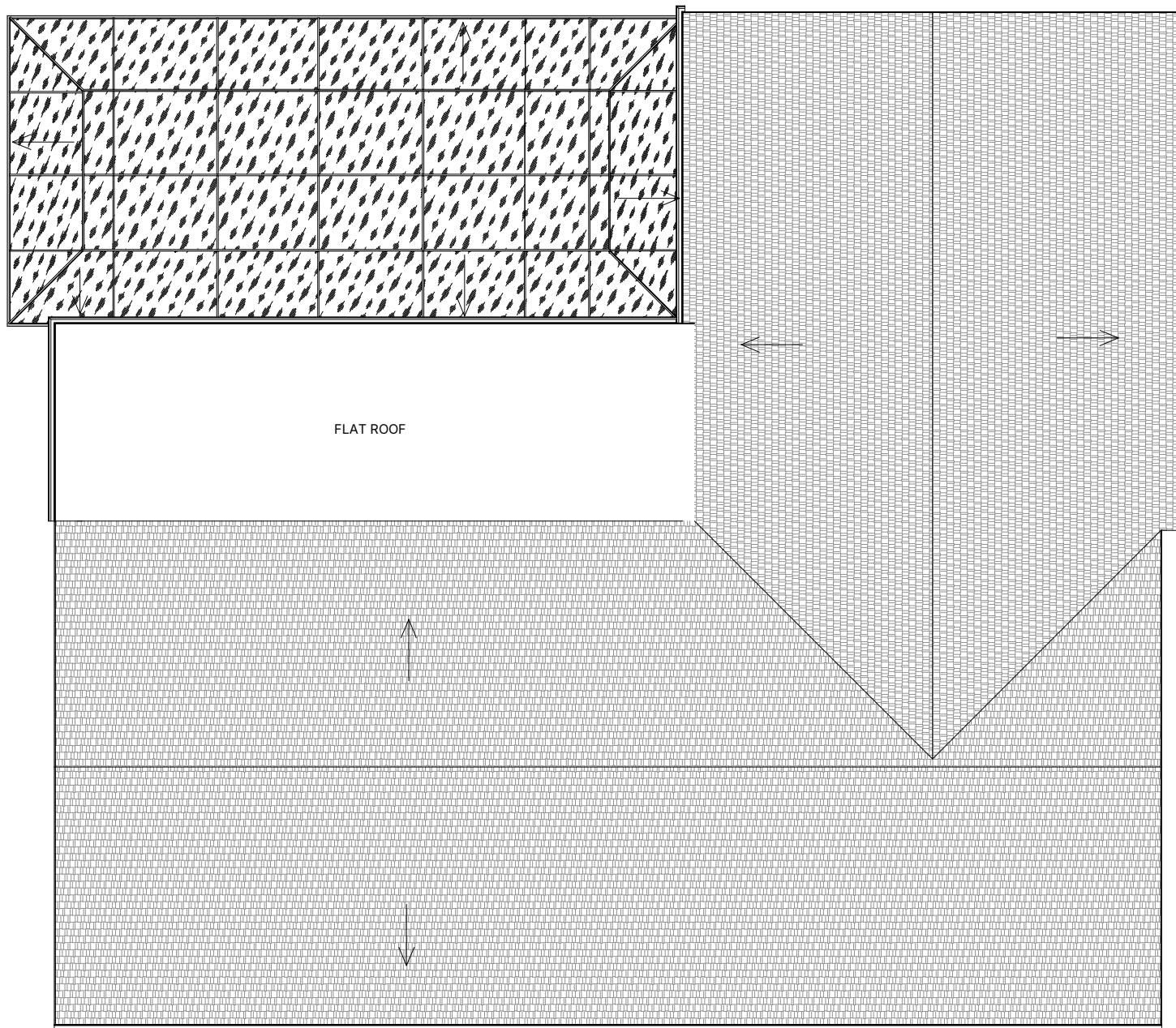
[Click here](#)  
Scan to view 3D  
walkthrough

**iGUIDE®**

Date: 2025-06-25

Scale: 3/32" = 1'-0"

**A100.2**



## Roof Plan - Main Building

14831 Drafthorse Ln, Wellington, FL, US

Do not scale drawings. Contractors must check and verify all dimensions. All room dimensions and floor areas must be considered approximate and are subject to independent verification. All documents remain the property of Planitar Inc. Unauthorized use, modifications, and/or reproduction of these documents is prohibited without written permission. The material contained herein reflects Planitar Inc.'s best judgement in light of the information available at the time of preparation. Any use which a third party makes of the document, or any reliance on or decisions to be made based on them are the responsibility of such third parties. Planitar Inc. accepts no responsibility for damages, if any, suffered by any third party as a result of decisions made or actions based on the documents.



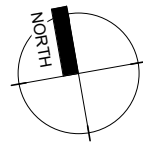
[Click here](#)  
Scan to view 3D  
walkthrough

iGUIDE®

Date: 2025-06-25

Scale: 3/32" = 1'-0"

A101



## RCP - Main Floor

14831 Drafthorse Ln, Wellington, FL, US

Do not scale drawings. Contractors must check and verify all dimensions. All room dimensions and floor areas must be considered approximate and are subject to independent verification. All documents remain the property of Planitar Inc. Unauthorized use, modifications, and/or reproduction of these documents is prohibited without written permission. The material contained herein reflects Planitar Inc.'s best judgement in light of the information available at the time of preparation. Any use which a third party makes of the document, or any reliance on or decisions to be made based on them are the responsibility of such third parties. Planitar Inc. accepts no responsibility for damages, if any, suffered by any third party as a result of decisions made or actions based on the documents.



[Click here](#)  
Scan to view 3D  
walkthrough

**iGUIDE®**

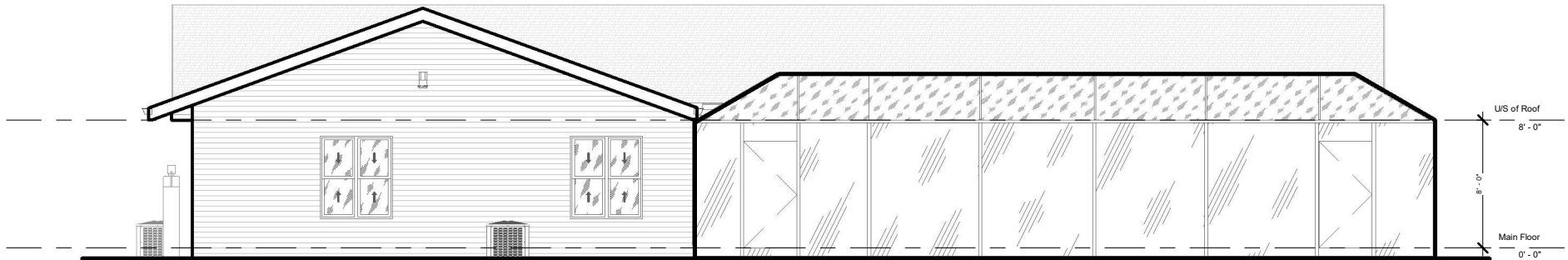
Date: 2025-06-25

Scale: 3/32" = 1'-0"

**A102**



1 Front  
1" = 10'-0"



2 Rear  
1" = 10'-0"

## Elevations

14831 Drafthorse Ln, Wellington, FL, US

Do not scale drawings. Contractors must check and verify all dimensions. All room dimensions and floor areas must be considered approximate and are subject to independent verification. All documents remain the property of Planitar Inc. Unauthorized use, modifications, and/or reproduction of these documents is prohibited without written permission. The material contained herein reflects Planitar Inc.'s best judgement in light of the information available at the time of preparation. Any use which a third party makes of the document, or any reliance on or decisions to be made based on them are the responsibility of such third parties. Planitar Inc. accepts no responsibility for damages, if any, suffered by any third party as a result of decisions made or actions based on the documents.



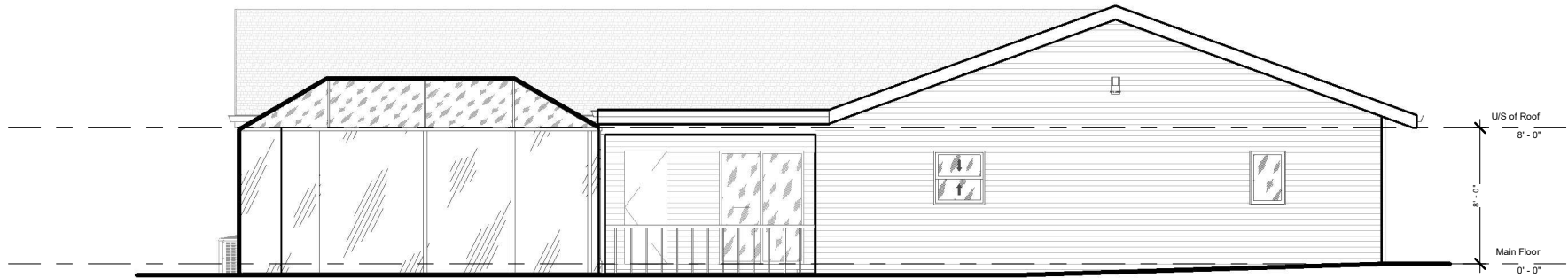
[Click here](#)  
Scan to view 3D  
walkthrough

iGUIDE®

Date: 2025-06-25

Scale: 1" = 10'-0"

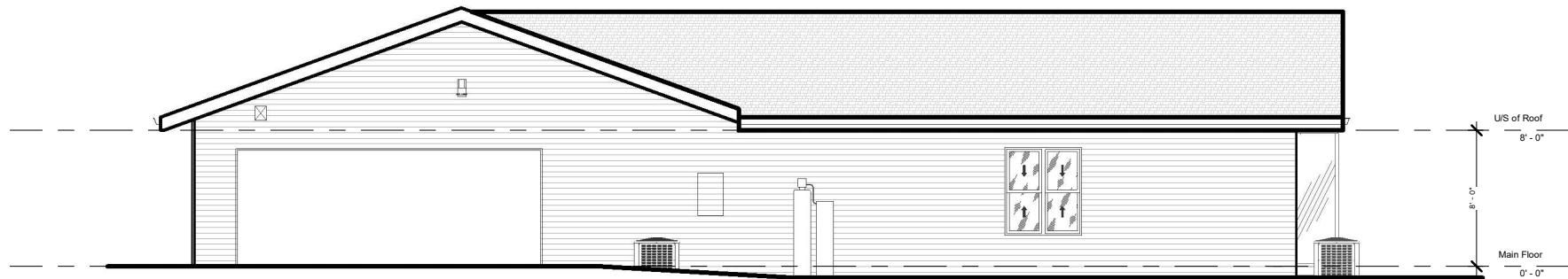
A201



1

Left

1" = 10'-0"



2

Right

1" = 10'-0"

## Elevations

14831 Drafthorse Ln, Wellington, FL, US

Do not scale drawings. Contractors must check and verify all dimensions. All room dimensions and floor areas must be considered approximate and are subject to independent verification. All documents remain the property of Planitar Inc. Unauthorized use, modifications, and/or reproduction of these documents is prohibited without written permission. The material contained herein reflects Planitar Inc.'s best judgement in light of the information available at the time of preparation. Any use which a third party makes of the document, or any reliance on or decisions to be made based on them are the responsibility of such third parties. Planitar Inc. accepts no responsibility for damages, if any, suffered by any third party as a result of decisions made or actions based on the documents.



[Click here](#)  
Scan to view 3D  
walkthrough


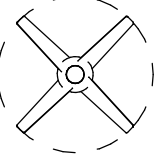



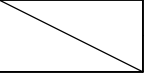











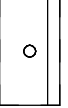









iGUIDE®

Date: 2025-06-25

Scale: 1" = 10'-0"

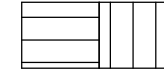
A202

### Reflected Ceiling Plan Legend

	Recessed Light		Ceiling Fan
	Ceiling Mounted Light		
	Wall light		
	Pendant/Suspended Light		
	Suspended Fluorescent Light		Smoke & Carbon Monoxide Detector
	Recessed Fluorescent Suspended Light		Speaker
	Ceiling Mounted Fluorescent Light		Fire Alarm Annunciator
	Track Light		Air Grill
	Linear Strip Light		Attic Access
	Square Air		
	Round Air Diffuser		Exhaust Hood
	Air Vent		Generic Ceiling Panel
	Exhaust Fan		
	Emergency Light – Wall Mounted		Security Camera
	Emergency Light – Ceiling Mounted with Arrow		Sprinkler Head
	Emergency Light – Ceiling Mounted		
	Emergency Battery Unit		

### Hatch Patterns


#### Siding (Horizontal/Vertical)



#### Metal




#### Brick




#### EIFS/Stucco



#### Stone



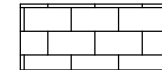
#### Wood



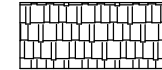
#### Wood Slats (Vertical/Horizontal)



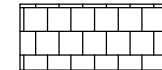
#### CMU



#### Shakers



#### Shingles



### Legend

Do not scale drawings. Contractors must check and verify all dimensions. All room dimensions and floor areas must be considered approximate and are subject to independent verification. All documents remain the property of Planitar Inc. Unauthorized use, modifications, and/or reproduction of these documents is prohibited without written permission. The material contained herein reflects Planitar Inc.'s best judgement in light of the information available at the time of preparation. Any use which a third party makes of the document, or any reliance on or decisions to be made based on them are the responsibility of such third parties. Planitar Inc. accepts no responsibility for damages, if any, suffered by any third party as a result of decisions made or actions based on the documents.



[Click here](#)  
Scan to view 3D  
walkthrough

**iGUIDE®**


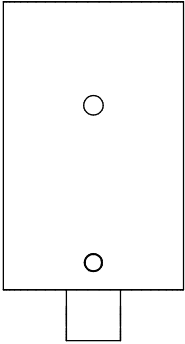










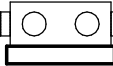












Date: 2025-06-25

Scale: 3/16" = 1'-0"

**Legend 1**



## Mechanical Equipment/ Utilities Legend

	Furnace (FN)		Industrial Boiler		Exterior Surface Level Lighting
	Electrical Panel (EP)				Wall Protrusions
	Air Condition (AC)				Roof Anchor/Tie Down
	Hydro Meter (HM)				
	Gas Meter (GM)				
	Water Meter (WM)				
	Hot Water Heater (HWH)		Floor Drain		
	Heat Recovery Ventilator (HRV)		Grease Interceptor		
	Water Softener (WS)		Water Supply System		
	Chimney		Rooftop		
	Rooftop Unit (RTU)		Bollards		
	HVAC Unit		Signage		
	Roof Vent		Exhaust Vent		
	Roof Drain				

## Legend

Do not scale drawings. Contractors must check and verify all dimensions. All room dimensions and floor areas must be considered approximate and are subject to independent verification. All documents remain the property of Planitar Inc. Unauthorized use, modifications, and/or reproduction of these documents is prohibited without written permission. The material contained herein reflects Planitar Inc.'s best judgement in light of the information available at the time of preparation. Any use which a third party makes of the document, or any reliance on or decisions to be made based on them are the responsibility of such third parties. Planitar Inc. accepts no responsibility for damages, if any, suffered by any third party as a result of decisions made or actions based on the documents.



[Click here](#)  
Scan to view 3D  
walkthrough

**iGUIDE**

Date: 2025-06-25

Scale: 3/16" = 1'-0"

**Legend 2**